


We deliver anywhere in WA, T 08 9303 9996 E info@truckandutestorage.com.au

CODE	SIZE	LENGTH	HEIGHT	WIDTH	WATER PROOF	DUST PROOF	DROP T LOCK	CONCEAL HINGE	CAPACITY
WMSD	SINGLE DOOR	600mm	1000mm	275mm	✓	✓	✓	✓	165L
WMDD	DOUBLE DOOR	900mm	1000mm	275mm	✓	✓	✓	✓	247L

1.6mm CHECKERPLATE



- Units have moveable shelves
- Sturdy internal frame
- Waterproof & dustproof



Wall Mounted Cabinet Range

We deliver anywhere in WA, T 08 9303 9996 E info@truckandutestorage.com.au

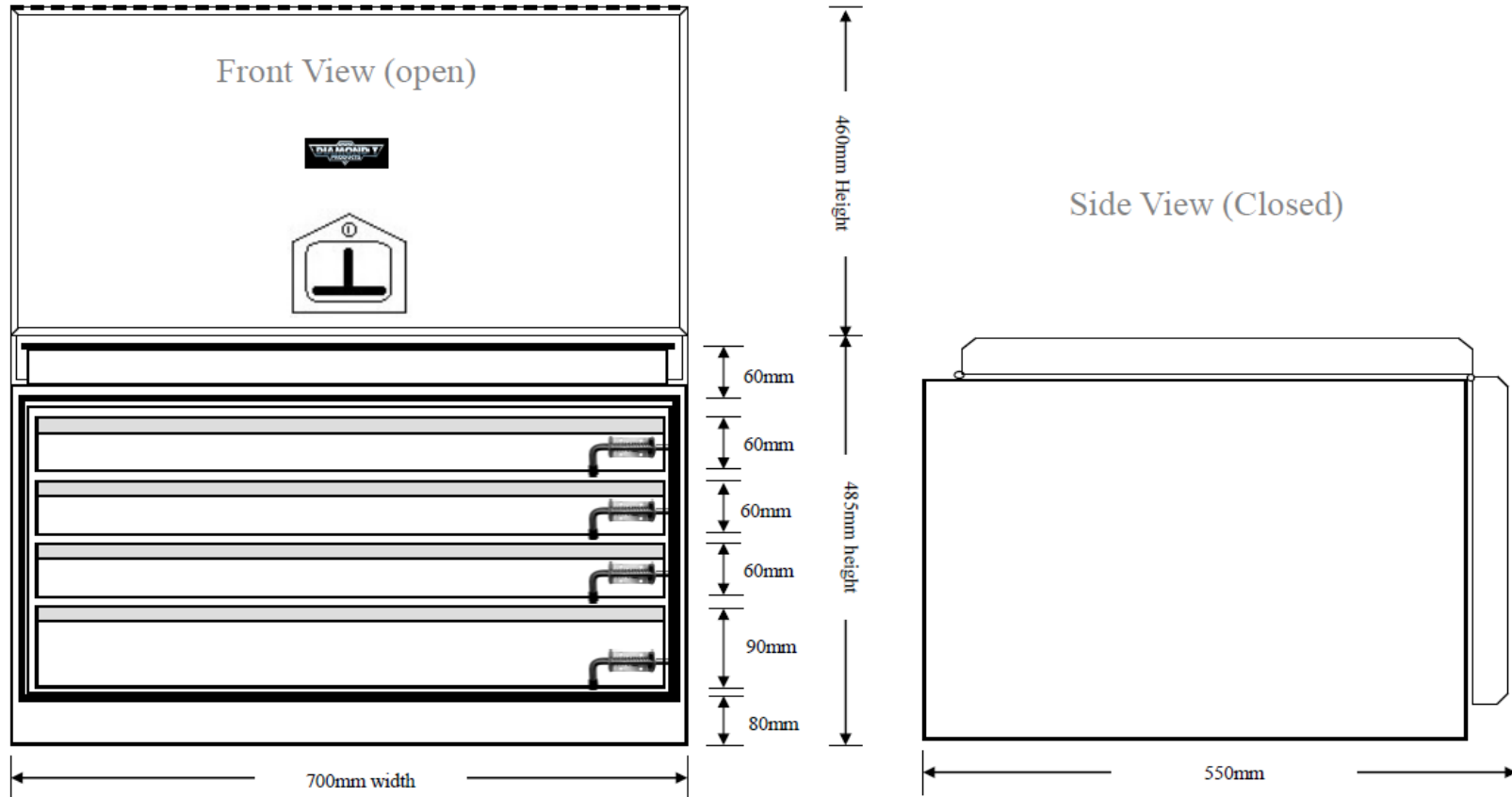
CODE	LENGTH	HEIGHT	WIDTH	WATER PROOF	DUST PROOF	DROP T LOCK	CONCEAL HINGE	RECESS LID	BI FOLD LID	CAPACITY
SDU700	700mm	485mm	550mm	✓	✓	✓ ✓	✓	✓	✓	186L
SDU1000	1000mm	485mm	550mm	✓	✓	✓ ✓	✓	✓	✓	247L



- Drawer slides rated to 100kg.
- Spring loaded latches on each drawer.
- Ideal for service vehicles.



Service Drawer Range.

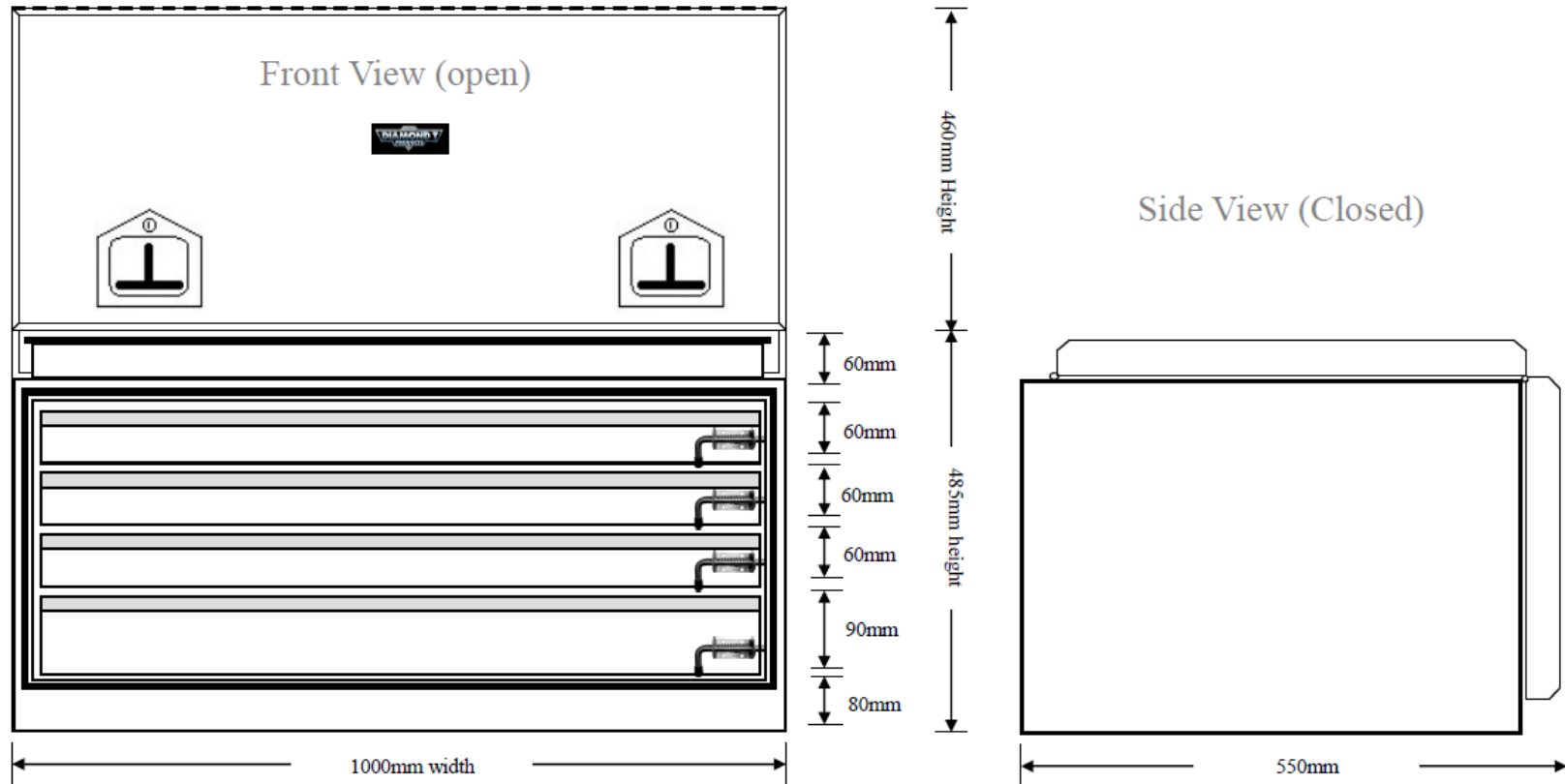


SDU700

700mm 4 Drawer Service Unit

QTY	LENGTH	HEIGHT	WIDTH
1 (one)	700	485	550

- 2.0mm Checker Plate Aluminium
- Bi Fold door for easier access
- Lid recessed at rear for flush mounting
- 100kg rated slides
- Drawers fitted with Stainless steel spring loaded latches.
- Water / Dust Proof



SDU1000

1000mm 4 Drawer Service Unit

QTY	LENGTH	HEIGHT	WIDTH
1 (one)	1000	485	550

- 2.0mm Checker Plate Aluminium
- Bi Fold door for easier access
- Lid recessed at rear for flush mounting
- 100kg rated slides
- Drawers fitted with Stainless steel spring loaded latches.
- Water / Dust Proof.